



**M**

ISO metric coarse threads DIN 13

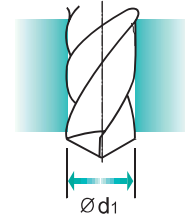
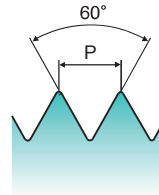
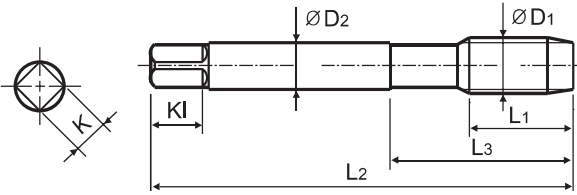
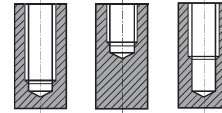
- Metrisches ISO-Gewinde DIN 13
- ISO MÉTRIQUE DIN13
- ISO Metrico passo grosso DIN 13

► Suitable for tapping blind holes due to special flute geometry and excellent chip evacuation.

► Geeignet zum Gewinden von Sacklöchern dank besonderer Nutengeometrie und ausgezeichneter Spanabfuhr.



Hole type  
2.5×D



Material groups

AI

HSS-E

DIN 371/376

6H



Bright



Machine taps  
Maschinengewindebohrer

Recommended Cutting Page : P.252

Unit : mm

SIZE	Pitch	EDP No.	Thread Length	Overall Length	Neck Length	Shank Diameter	Square Size	Square Length	No. of Flute	Tapping Drill Diameter
ØD1	P	Bright	L1	L2	L3	ØD2	K	K1	Z	Ød1
M2 × 0.4		TC163136	8	45	13	2.8	2.1	5	2	1.6
M2.2 × 0.45		TC163156	8	45	13	2.8	2.1	5	2	1.75
*M2.3 × 0.4		TC163196	8	45	13	2.8	2.1	5	2	1.9
M2.5 × 0.45		TC163176	9	50	15	2.8	2.1	5	2	2.05
*M2.6 × 0.45		TC163496	9	50	15	2.8	2.1	5	2	2.1
M3 × 0.5		TC163206	6	56	18	3.5	2.7	6	2	2.5
M3.5 × 0.6		TC163226	7	56	20	4	3	6	2	2.9
M4 × 0.7		TC163246	7	63	21	4.5	3.4	6	2	3.3
M4.5 × 0.75		TC163266	8	70	25	6	4.9	8	2	3.7
M5 × 0.8		TC163286	8	70	25	6	4.9	8	2	4.2
M6 × 1		TC163316	10	80	30	6	4.9	8	2	5
M7 × 1		TC163346	10	80	30	7	5.5	8	2	6
M8 × 1.25		TC163366	13	90	35	8	6.2	9	2	6.8
M9 × 1.25		TC163396	13	90	35	9	7	10	2	7.8
M10 × 1.5		TC163426	15	100	39	10	8	11	2	8.5
M11 × 1.5		TC163466	17	100	40	8	6.2	9	2	9.5
M12 × 1.75		TC163506	18	110	44	9	7	10	2	10.2
M14 × 2		TC163546	20	110	44	11	9	12	3	12
M16 × 2		TC163606	20	110	44	12	9	12	3	14
M18 × 2.5		TC163656	25	125	50	14	11	14	3	15.5
M20 × 2.5		TC163706	25	140	54	16	12	15	3	17.5
M22 × 2.5		TC163746	25	140	54	18	14.5	17	3	19.5
M24 × 3		TC163786	30	160	60	18	14.5	17	3	21
M27 × 3		TC163866	30	160	60	20	16	19	3	24
M30 × 3.5		TC163946	35	180	70	22	18	21	3	26.5

► DIN 371(M2~M10) and DIN 376(M11~M30)

► \* DIN profile not ISO

◎ : Excellent ○ : Good

ISO Material Description	P									M				K						
	Non-alloy steel					Low alloy steel				High alloyed steel, and tool steel				Stainless steel		Grey cast iron		Nodular cast iron		Malleable cast iron
VDI 3323	1	2	3	4	5	6	7	8	9	10	11	12	13	14	15	16	17	18	19	20
HRc		13	25	28	32	10	29	32	38	15	35	15	23	10	10	26	3	25		21
HB	125	190	250	270	300	180	275	300	350	200	325	200	240	180	180	260	160	250	130	230
Recommended	○	○	○																	

ISO Material Description	N										S						H				
	Aluminum-wrought alloy		Aluminum-cast, alloyed			Copper and Copper Alloys (Bronze / Brass)			Non Metallic Materials		Heat Resistant Super Alloys						Titanium Alloys		Hardened steel	Chilled Cast Iron	Hardened Cast Iron
VDI 3323	21	22	23	24	25	26	27	28	29	30	31	32	33	34	35	36	37	38	39	40	41
HRc											15	30	25	38	34			55	60	42	55
HB	60	100	75	90	130	110	90	100			200	280	250	350	320	400Rm	1050Rm	550	630	400	550
Recommended	◎	◎	◎	◎																	



**RECOMMENDED CUTTING CONDITIONS**  
**EMPFOHLENE SCHNEIDKONDITIONEN**

THREAD MILLS

SYNCHRO TAPS

COMBO TAPS

YG TAP GENERAL

YG TAP STEEL

YG TAP HARDENED

YG TAP INOX

YG TAP CAST IRON

YG TAP ALU

YG TAP Ti Ni

YG TAP FORMING

NUT TAPS

STI TAPS

PIPE TAPS

TECHNICAL DATA

					TC163 TC963 TC169 TC170	TE953	TC622	TE943	TC433	TE443	TY433
ISO	VDI 3323	Material Description	HB	HRC	Vc (m/min)						
P	1	Non-alloy steel	125		15-20		15-20				
	2		190	13	15-20		15-20				
	3		250	25	12-18	12-18	12-18	12-18			
	4		270	28							
	5		300	32							
	6	Low alloy steel	180	10							
	7		275	29							
	8		300	32							
	9		350	38							
	10		High alloyed steel, and tool steel	200	15						
	11	325		35							
M	12	Stainless steel	200	15							
	13		240	23							
	14		180	10							
K	15	Grey cast iron	180	10							
	16		260	26							
	17	Nodular cast iron	160	3							
	18		250	25							
	19	Malleable cast iron	130								
	20		230	21							
N	21	Aluminum-wrought alloy	60		10-15	10-15	10-15	10-15			
	22		100		10-15	10-15	10-15	10-15			
	23	Aluminum-cast, alloyed	75		15-20	15-20	15-20	15-20			
	24		90		15-20	15-20	15-20	15-20			
	25		130			10-15		10-15			
	26	Copper and Copper Alloys (Bronze / Brass)	110						25-35	25-35	35-40
	27		90		8-12		8-12		8-12	8-12	12-16
	28		100						15-20		20-25
	29										
	30	Non Metallic Materials									
S	31	Heat Resistant Super Alloys	200	15							
	32		280	30							
	33		250	25							
	34		350	38							
	35		320	34							
	36	Titanium Alloys	400 Rm								
	37		1050 Rm								
H	38	Hardened steel	550	55							
	39		630	60							
	40	Chilled Cast Iron	400	42							
	41	Hardened Cast Iron	550	55							